

Saturday 4:00 pm

## Surf Bowl


### Game 1

### Game 2

### Game 3

**HANDICAP - Handicap - #1**

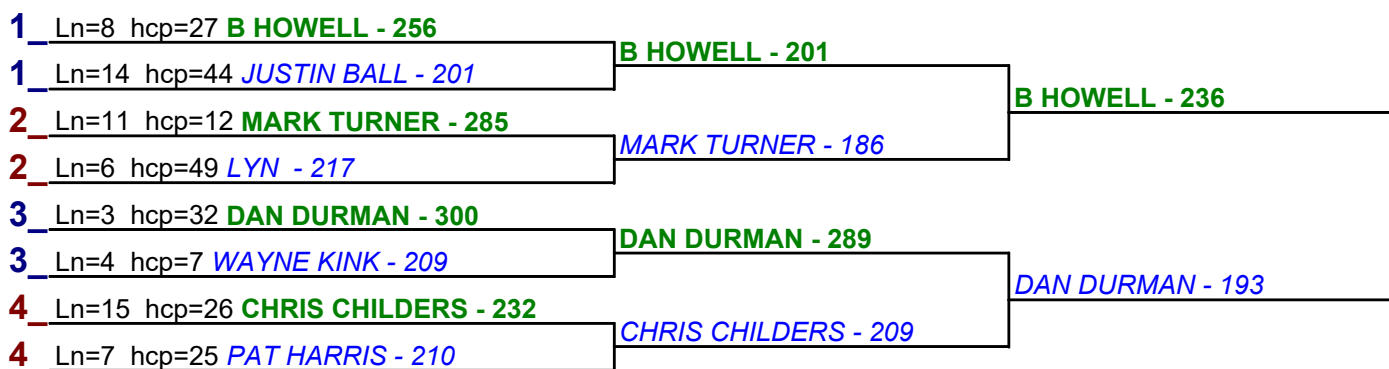
**\*\* Finished \*\***



- 1. **SLY S \$12**
- 2. **DAN DURMAN \$6**

**HANDICAP - Handicap - #2**

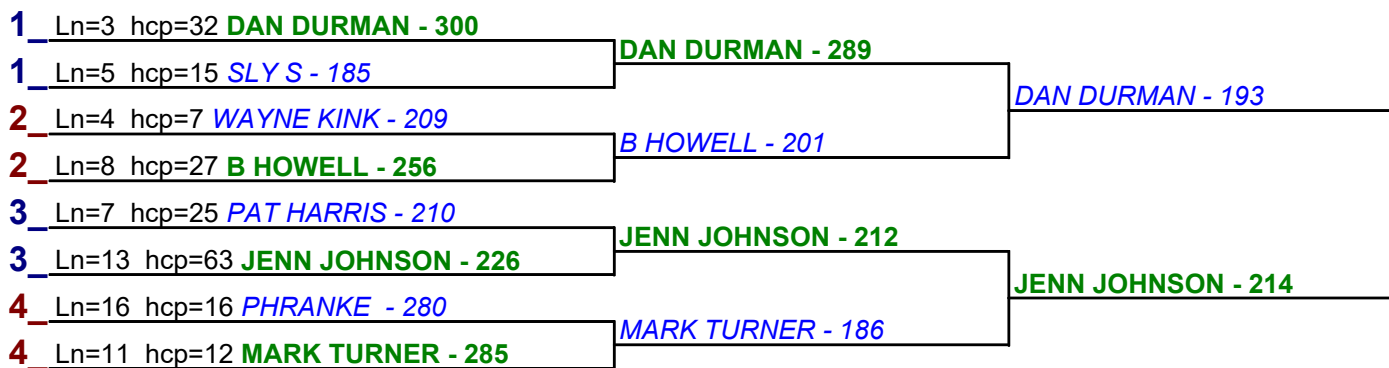
**\*\* Finished \*\***



- 1. **B HOWELL \$15**
- 2. **DAN DURMAN \$6**

**HANDICAP - Handicap - #3**

**\*\* Finished \*\***



- 1. **JENN JOHNSON \$15**
- 2. **DAN DURMAN \$6**

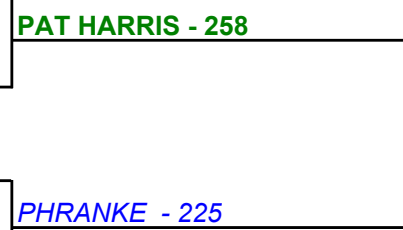
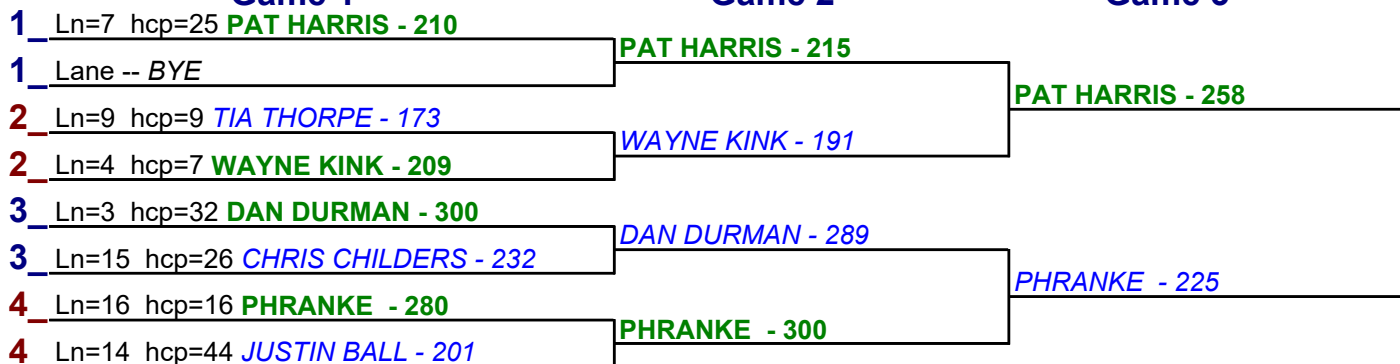
**Game 1**

**Game 2**

**Game 3**

**HANDICAP - Handicap - #4**

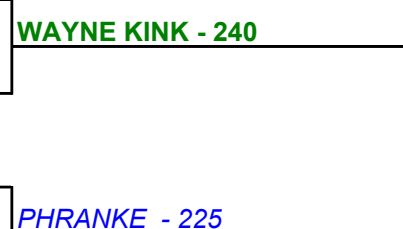
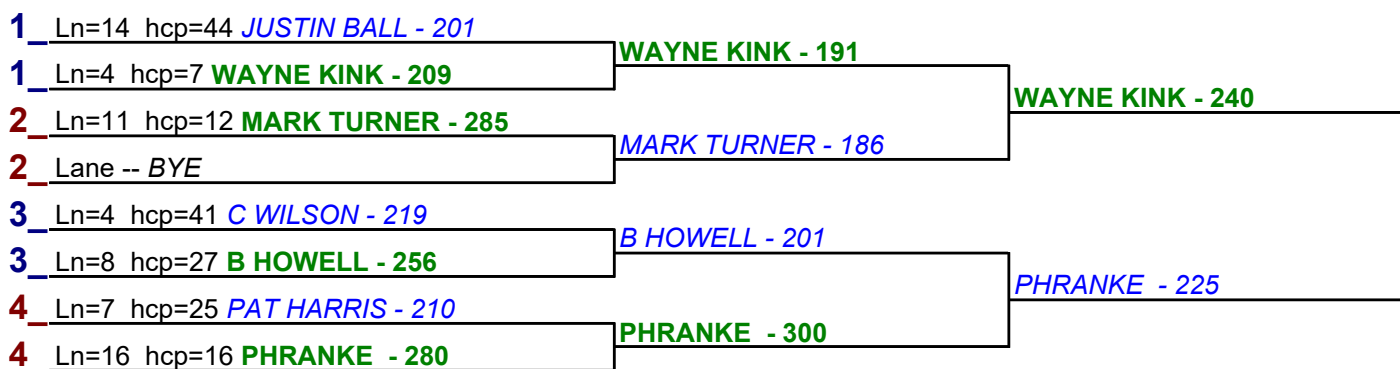
**\*\* Finished \*\***



- 1. **PAT HARRIS** \$12
- 2. **PHRANKE** \$6

**HANDICAP - Handicap - #5**

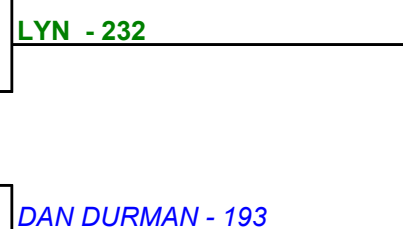

**\*\* Finished \*\***



- 1. **WAYNE KINK** \$12
- 2. **PHRANKE** \$6

**HANDICAP - Handicap - #6**

**\*\* Finished \*\***



- 1. **LYN** \$15
- 2. **DAN DURMAN** \$6

Game 1

Game 2

Game 3

HANDICAP - Handicap - #7

\*\* Finished \*\*

1\_ Ln=9 hcp=9 TIA THORPE - 173

1\_ Ln=3 hcp=32 DAN DURMAN - 300

2\_ Ln=13 hcp=63 JENN JOHNSON - 226

2\_ Ln=11 hcp=12 MARK TURNER - 285

3\_ Ln=16 hcp=16 PHRANKE - 280

3\_ Ln=14 hcp=40 ERIN CHILDER - 246

4\_ Ln=4 hcp=7 WAYNE KINK - 209

4\_ Ln=5 hcp=15 SLY S - 185

DAN DURMAN - 289

MARK TURNER - 186

PHRANKE - 300

WAYNE KINK - 191

DAN DURMAN - 193

PHRANKE - 225

- 1. PHRANKE \$15
- 2. DAN DURMAN \$6

